

Minutes of a Meeting of the

SYDNEY PORTS CARGO FACILITATION COMMITTEE (No.03/2010)

Ground Floor Meeting Room of Moores Warehouse at Sydney Ports Corporation

Tuesday 16th March 2010 11:00am

PRESENT:

Mr Hart Krtschil	Chairman
Mr Bill Lovatt	Australian Trucking Association NSW
Mr Brian Bourke	Australian Customs and Border Protection Services
Mr Steve Tonkin	Australian Quarantine and Inspection Service
Mr Paul Zalai	Customs Brokers and Forwarders Council of Australia
Mr Ben Hanley	DP World
Mr Greg Winstanley	Patrick
Mr Claude Varnier	Patrick Port Logistics
Ms Helen Bellette	Transport Workers Union
Mr Andrew Karas	Shipping Australia Limited
Mr Mark Ripka	Sydney Ports Corporation
Mr Allan Flynn	Sydney Ports Corporation
Mr Mark Deacon	Sydney Ports Corporation

1. APOLOGIES AND MEMBERSHIP

Apologies were accepted from:

Mr Michael Moylan	Australian Trucking Association NSW
Mr Nicholas Angelos	RailCorp

2. CONFIRMATION OF PREVIOUS MINUTES

The minutes of meeting No. 2/2010, held on Tuesday, 16th February 2010, were confirmed by members with the inclusion of amendments made by members.

3. MATTER ARISING FROM THE MINUTES

Open Action Item

- 02/2010-01 Mr Hart Krtschil advised that the SPCFC meeting terms of reference /business rules of the committee, focuses on moving product efficiently throughout the whole ports supply chain not on individual organisational IR/OH&S/miscellaneous issues, that were of an individual organisational internal management concern - Mr Hart Krtschil yet to distribute
- 03/2010-01 Patrick & DPWorld committed to supplying weekly MT container uplift data to Sydney Ports for aggregation & then dissemination back to members of the SPCFC by Sydney Ports
- 03/2010-02 Concerns still being raised that redirection of MT boxes & "Reefers". Mr Hart Krtschil to follow up with Shipping Australia Limited
- 03/2010-03 Reports of near misses with respect to bus & Tyne/ACFS movements on Bumborah Point Road. Sydney Ports to follow up with RTA

- 03/2010-04 Easter Hours of Operation table to be generated & distributed by Sydney Ports

Closed Action Items

- Refer to Appendix 1

4. ITEMS FOR DISCUSSION

A. Port Position

- The Sydney Ports Monthly Trade Bulletin for January is now on the Sydney Ports website; http://www.sydneyports.com.au/trade_services/trade_information/trade_statistics_reports
- A breakdown of the February 2010 throughput is as follows;

2010/Feb	TEU Total									
	Full/Empty			Full			Empty			
	Containerised	20' Containers	40' Containers	Containerised	20' Containers	40' Containers	Containerised	20' Containers	40' Containers	
Export	73,559	26,747	46,812	34,247	15,621	18,626	39,312	11,126	28,186	
Import	73,857	26,613	47,244	72,800	26,032	46,768	1,057	581	476	
Import/Export	147,416	53,360	94,056	107,047	41,653	65,394	40,369	11,707	28,662	
Containers Total										
	Full/Empty			Full			Empty			
	Containerised	20' Containers	40' Containers	Containerised	20' Containers	40' Containers	Containerised	20' Containers	40' Containers	
Export	50,153	26,747	23,406	24,934	15,621	9,313	25,219	11,126	14,093	
Import	50,235	26,613	23,622	49,416	26,032	23,384	819	581	238	
Import/Export	100,388	53,360	47,028	74,350	41,653	32,697	26,038	11,707	14,331	

- Refer Appendix 2 for a graphical representation of monthly movements
- Note that recent rail derailment in Hunter Valley (Scone) had a temporary but adverse impact on grain exports.

B. Port Developments

Mr Ripka informed members that

- The Port Botany Expansion project remains on target for mid 2012 completion
- Selection process for the Enfield Intermodal Logistics Centre (ILC) operator was still in process

C. Australian Quarantine and Inspection Service (AQIS)

- External Container Inspection Regime (ECIR) rate (which necessitates off site cleaning of containers) remains constant.
- Biological Feral traps remain in place around Sydney Harbour & Pt Botany

D. Australian Customs Service and Border Protection Service

- Refer to Appendix 3 for ICS Timeliness Assessment Rating table

E. Industrial Issues

- Nil reported
- Mr Mark Deacon requested parties review their hours of operations for Easter & advise Sydney Ports to enable industry wide distribution. Action item 03/2010-03

F. Road Transport

- Concerns still being raised that redirection of MT boxes & “Reefers”. Mr Hart Krtschil to follow up with Shipping Australia Limited. Refer to Action Item 03/2010-02
- Carriers noted that Truck Turnaround Times of recent had significantly improved across port
- Members noted the increased level in communications emanating from Patrick
- Ms Helen Bellette raised issue of near misses with respect to bus movements on Bumborah Point Road. Sydney Ports to follow up with RTA & Tyne/ACFS action item 03/2010-03

G. Rail Transport

Details of major track possessions can be found in Appendix 4 of these minutes.

H. Empty Container Parks

- Mr Claude Varnier advised that an empty sweeper evacuated approx 2,000 MT’s units 4,000 teu from MCS in early march and this sweeper would return to clean up units from Brisbane Melbourne & Fremantle towards the end of March Also that recent advices suggest that a handful of other lines were evacuating large numbers of empties in the coming weeks.
- Mr Claude Varnier advised that the February figure of 40,000 empty evacuated was the lowest repo figure in 6 months and that in consideration of record import volumes repositioning figures needed to be up in order to maintain container park operating efficiencies.
- Mr Claude Varnier advised that there had been no change in operating hours and that container parks reported that there had been no requests from any transport company for specific receiving arrangements / opening hours. Also that with Easter coming up the parks would be shut during the four days but were open to applications(pending sufficient volume) to open on the Saturday of Easter. Also that contingency broadcast messages(approx 16 for the month) were sent proactively by the parks
- Mr Claude Varnier presented data MT Parks data, refer Appendix 5
- Mr Claude Varnier submitted list of update on MT operating hours , refer Appendix 6
- Mr Hart Krtschil advised POMC was having similar issues & that “Trade Gate” were looking at a software solution with respect to container management
- Mr Hart Krtschil advised that he had access to an Empty Parks presentation which was available to those at interest
- Mr Hart Krtschil reaffirmed key aspect of congestion at MT parks still remains hours of operation & support by industry to seek extended hours access
- Mr Mark Ripka advised Port Australia looking at “Australia wide” ports systems
- Mr Mark Ripka reconfirmed MT park operations does fall within PBLIS

I. Dangerous Goods

- No issues raised

J. Port Plan for Peak Periods

- Next Port Peak period Workshop is planned for July 2010. The workshop agenda & format would mirror last years and be hosted by SPC.

K. Contingency Issues

- Mr Hart Krtschil discussed principle of project & advised a questionnaire would be sent out seeking information with respect to key communication links & existence of contingency stakeholder plans.

5. REPORTS BY COMMITTEE MEMBERS

- Nil

6. OTHER BUSINESS

- Mr Deacon advised that DPWorld were scheduled to receive via ship on 30 April 2010 two new cranes. This will require coordination with both the Stevedores & Sydney Ports given the expected 50 metre overhang whilst on the ship & the need for calm waters to offload & thus potentially effecting ship movements. Sydney ports has commenced discussions with DPWorld & Patrick contact is to be Mr Greg Dougall
- Mr Greg Winstanley advised once Patrick management restructure was complete a new org-chart would become available
- Mr Allan Flynn advised Sydney Ports was in the early phases of commencing a Origin-Destination study & that it was expected non-commercially sensitive data would be made available on completion of reports.

7. NEXT MEETING

The next meeting of the Sydney Ports Cargo Facilitation Committee will be held on Tuesday, 20th April 2010. The Chairman closed the meeting at 12pm.

Appendix 1 Closed Action Items

- 01/2010-01: Mr Philip Lo provided a brief explanation on the Patrick role out of the autogate trials & the need for drivers to be able to manifest information in order to access the terminal
- 01/2010-02 Mr Hart Krtschil & Mr Mark Deacon are to continue with the SPCFC project “High Level Communication Contingency Plans” in the event key communication processes between port stakeholders fail – Refer to new Section K for progress reports.
- 02/2010-02 Sydney ports to contact RTA to change Traffic light phasing on Foreshore Drive -RTA advised phasing gives maximum to time to Foreshore Drive
- 02/2010-03 Mr Claude Varnier to issue update on MT operating hours –Appendix 6
- 01/2010-04 Mr Mick Egan to provide process document on Patrick “Auto-Gate” entry procedures/requirements –refer Appendix 7
- Mr Claude Varnier produced an updated MT operating hours which will be sent out to members of the ATA and the SPC (Action item 02/2010-03)

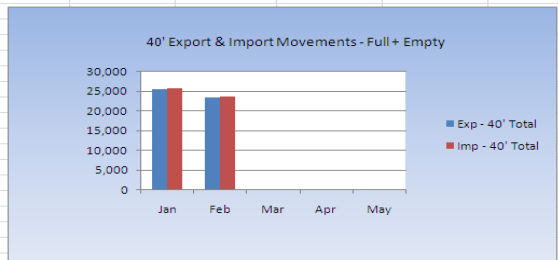
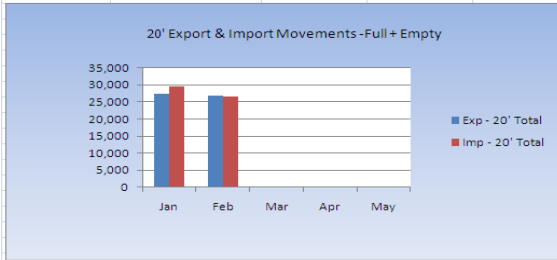
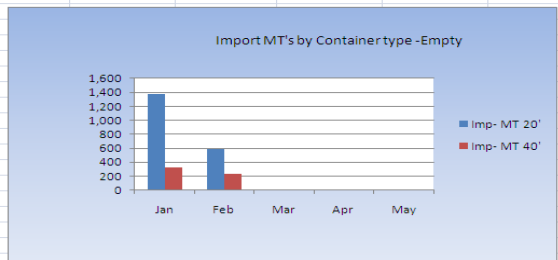
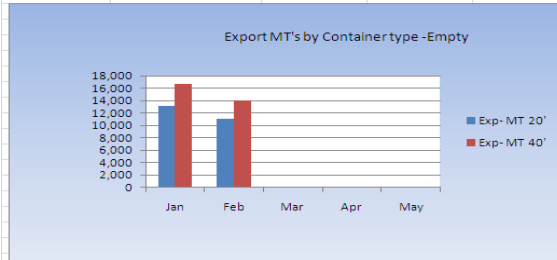
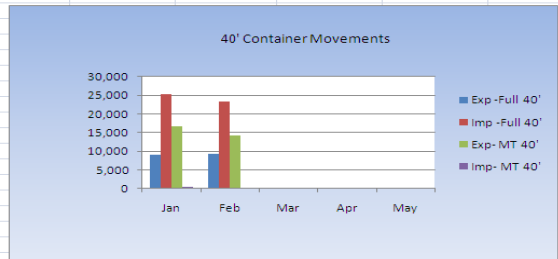
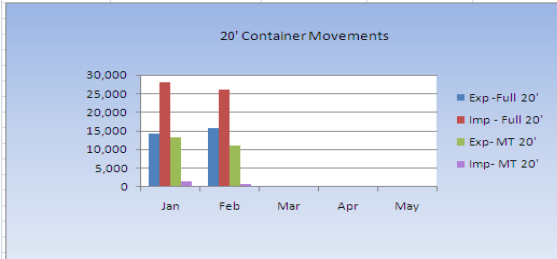
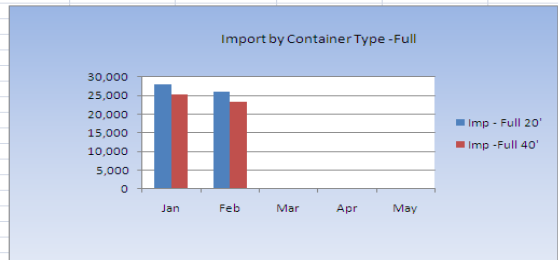
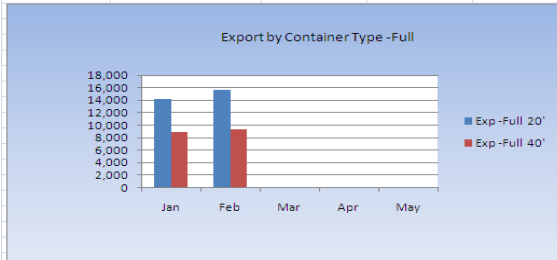
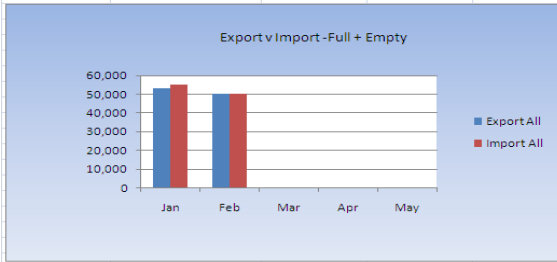
Sydney Ports Cargo Facilitation Committee

Appendix 2 – Monthly Movements

CONTAINERS	Jan	Feb	Mar	Apr	May	Total	
Exp -Full 20'	14,223	15,621				29,844	
Exp -Full 40'	8,931	9,313				18,244	
Imp - Full 20'	28,107	26,032				54,139	
Imp -Full 40'	25,363	23,384				48,747	
Exp- MT 20'	13,156	11,126				24,282	
Exp- MT 40'	16,685	14,093				30,778	
Imp- MT 20'	1,372	581				1,953	
Imp- MT 40'	321	238				559	
Grand Total	108,158	100,388	0	0	0	208,546	

	Jan	Feb	Mar	Apr	May	Total	I- E Bal.
Export All	52,995	50,153	0	0	0	103,148	
Import All	55,163	50,235	0	0	0	105,398	
Grand Total	108,158	100,388	0	0	0	208,546	2,250

	Jan	Feb	Mar	Apr	May	Total	I- E Bal.
Exp - 20' Total	27,379	26,747	0	0	0	54,126	
Imp - 20' Total	29,479	26,613	0	0	0	56,092	1,966
Exp - 40' Total	25,616	23,406	0	0	0	49,022	
Imp - 40' Total	25,684	23,622	0	0	0	49,306	284
Grand Total	108,158	100,388	0	0	0	208,546	2,250



Appendix 3 Australian Customs Service and Border Protection Service

Sydney Ports Cargo Facilitation Meeting

MARCH 2010

DATA for FEBRUARY 2009

	NSW ICS Import Lines
FEBRUARY	71,370
JANUARY	75,511

On Time Reporting Statistics based on 48 hours before vessel arrival at first port of call

	JANUARY	FEBRUARY
Nationally:	89%	90%
New South Wales	89%	90%
Victoria:	89%	88%
Queensland:	90%	91%
West Australia:	93%	96%
South Australia	83%	88%

Appendix 3 (Cont.)



Australian Government
Australian Customs and
Border Protection Service

Sea Cargo - Discharge Region based on 1st Port ETA ICS Timeliness Assessment Rating - February 2010					
Discharge Region	Bill Type	% Lodged On-Time >= to 48 hrs before Vessel's 1st Port ETA	% Lodged Late before Vessel's 1st Port ETA	% Lodged Late after Vessel's 1st Port ETA	% Difference to Last Month
NSW	OBOL	96.9%	2.3%	0.8%	-0.1%
	HBOL	84.4%	8.7%	6.9%	1.3%
	All Bills	89.7%	6.0%	4.4%	0.7%
NT	OBOL	77.0%	19.7%	3.2%	-17.3%
	HBOL	72.4%	19.5%	8.0%	-14.5%
	All Bills	76.0%	19.7%	4.3%	-16.3%
QLD	OBOL	97.0%	2.7%	0.3%	0.4%
	HBOL	84.6%	8.1%	7.4%	1.3%
	All Bills	90.5%	5.5%	4.0%	0.9%
SA	OBOL	98.6%	0.6%	0.8%	3.4%
	HBOL	75.7%	5.9%	18.4%	5.6%
	All Bills	88.3%	3.0%	8.7%	4.7%
TAS	OBOL	91.6%	5.1%	3.4%	1.2%
	HBOL	53.7%	17.9%	28.4%	6.5%
	All Bills	75.4%	10.5%	14.0%	2.4%
VIC	OBOL	95.9%	3.7%	0.4%	-1.5%
	HBOL	82.6%	10.4%	7.0%	0.3%
	All Bills	88.2%	7.5%	4.3%	-0.5%
WA	OBOL	99.4%	0.3%	0.3%	1.3%
	HBOL	92.6%	3.1%	4.3%	4.0%
	All Bills	96.0%	1.7%	2.3%	2.8%
In-Transit	OBOL	97.9%	2.1%	0.0%	1.7%
	HBOL	-	-	-	-
	All Bills	97.9%	2.1%	0.0%	1.7%
National	OBOL	96.9%	2.6%	0.5%	-0.2%
	HBOL	84.0%	8.9%	7.1%	1.1%
	All Bills	89.9%	6.0%	4.1%	0.5%

* From July 2008 - Timeliness is based on latest ETA 1st port on any version of the IAR

Source: Data Supplied by Australian Customs and Border Protection Service

Appendix 4 –Track Possessions

Cargo Facilitation Committee meeting

RailCorp - upcoming Major Possessions and Sydney Ports impact.
Summary April to June 2010

April 2010 possessions

20 March – 18 April: Sutherland to Cronulla

Commissioning of Sutherland to Cronulla duplication and Sutherland resignalling. Some impact on south coast freight services

17 – 18 April: Strathfield to Harris Park

Restricted access for freight from the west, Yennora and Sandown.

24 – 26 April: Metropolitan Goods Lines

Metropolitan Goods lines closed, with no access to Port Botany.

May 2010 possessions

1 – 2 May: Inner Harbour (Port Kembla) to Nowra

Full weekend closedown of the South Coast line. No trains to/from Nowra.

8 – 9 May: Bondi Junction to Wollongong (south coast)

Full weekend closedown with no access for Port Kembla and Nowra services.

15 – 16 May: Strathfield to Harris Park

Restricted access for freight from the west, Yennora and Sandown

29 – 30 May: Blacktown to Wallerawang (main west)

Full weekend closedown with no access to/from the western region.

June 2010 possessions

12 – 14 June: Strathfield to Newcastle (main north)

Full weekend closedown no access to/from the northern region.

15 – 25 June: Hamilton to Newcastle

Closedown with passenger trains terminating at Broadmeadow, minor impact on freight.

19 – 20 June: Liverpool to Glenlee (main south) and East Hills line

Full weekend closedown with freight diverted via South Coast line. No access to/from Minto.

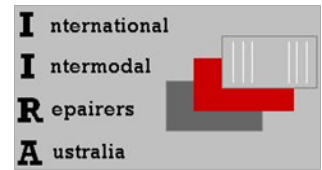
26 – 27 June: Auburn to St Marys (main west)

Single line working for western freight, restricted access to Sandown and Yennora.

Appendix 5 – MT Container Park Storage

SYDNEY - Empty Container Storage

IIRA OPERATIONAL CAPACITY SURVEY 15.03.2010



PARK	CAPACITY (TEU)	Holding 20'	Holding 40'	HOLDING (TEU)	
MCS No1	5000	258	1407	3072	61.4%
MCS Rail	9000	3943	1638	7219	80.2%
Patrick Port Botany	4000	868	943	2754	68.9%
SEATONS	6800	1894	1571	5036	74.1%
P&O Port Botany	9000	4219	1976	8171	90.8%
TYNES	10500	2684	2811	8306	79.1%
TYNE / ACFS	4000	872	862	2596	64.9%
WESTERN	3200	801	912	2625	82.0%
MT Movements (Mol Pt.)	2400	412	862	2136	89.0%
Patrick Botany Link	2400	601	406	1413	58.9%
POTA Link	3000		262	524	17.5%
TOTAL ACTUAL		16552	13650		
TOTAL TEU	59300	16552	27300	43852	
AVAILABLE				15448	
CAPACITY				73.9%	
% of Total Actual		54.80%	45.20%		
% of Total TEU		37.75%	62.25%		

Appendix 6 Empty Parks Standard Operating Hours

Location	Hours
MCS Banksmeadow	Mon-Fri 0630 – 1530
MCS Cooks River	Mon-Fri 0630 – 1700
PATRICK Botany Link	Mon-Fri 0530 – 1700
PATRICK Botany Park	Mon-Fri 0700 – 1700
PATRICK Camellia 20	Mon-Fri 0600 – 1700
PATRICK Camellia 40	Mon-Fri 0630 – 1645
POTA Botany	Mon-Fri 0500 – 1700
POTA Link	Mon-Fri 0600 – 1600
TYNE St Peters	Mon-Fri 0600 – 1700 Sat 0700 – 1200
TYNE ACFS	Mon-Fri 0600 – 1700
MT Movements	Mon-Fri 0600 – 1630
WCS	Mon-Fri 0630 – 1700
Trading outside standard hours is upon application	

Appendix 7 Patrick TEP

Port Botany – TEP Process

