

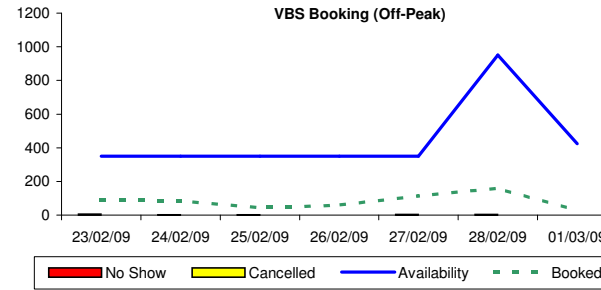
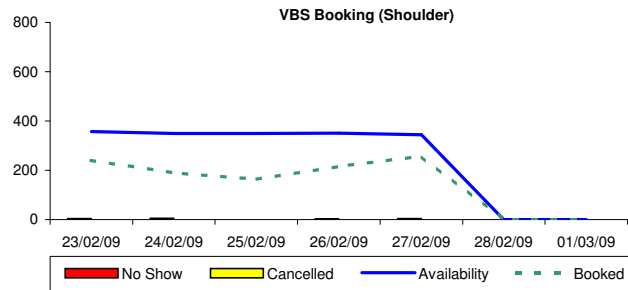
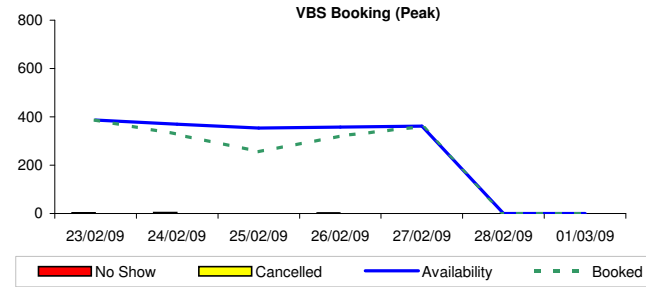


Weekly Report - Port Botany

Terminal: DP World

Week Commencing: Monday **23/02/2009**

1. VBS Slot Booking



Time Period

Time Period	Peak							Shoulder							Off-Peak							Total	%
	23/02/2009	24/02/2009	25/02/2009	26/02/2009	27/02/2009	28/02/2009	01/03/2009	23/02/2009	24/02/2009	25/02/2009	26/02/2009	27/02/2009	28/02/2009	01/03/2009	23/02/2009	24/02/2009	25/02/2009	26/02/2009	27/02/2009	28/02/2009	01/03/2009		
Availability	387	370	353	358	361	0	0	357	350	350	351	344	0	0	350	350	350	350	350	950	425	6706	
Booked	387	329	255	320	360	0	0	240	190	163	215	257	0	0	91	84	43	59	115	159	27	3294	49%
No Show	2	4	0	1	0	0	0	4	5	0	2	4	0	0	6	1	1	0	4	3	0	37	1%
Cancelled	0	0	0	0	0	0	0	0	0	0	0	0	0	0	0	0	0	0	0	0	0	0	0%

Peak
Shoulder
Off-Peak

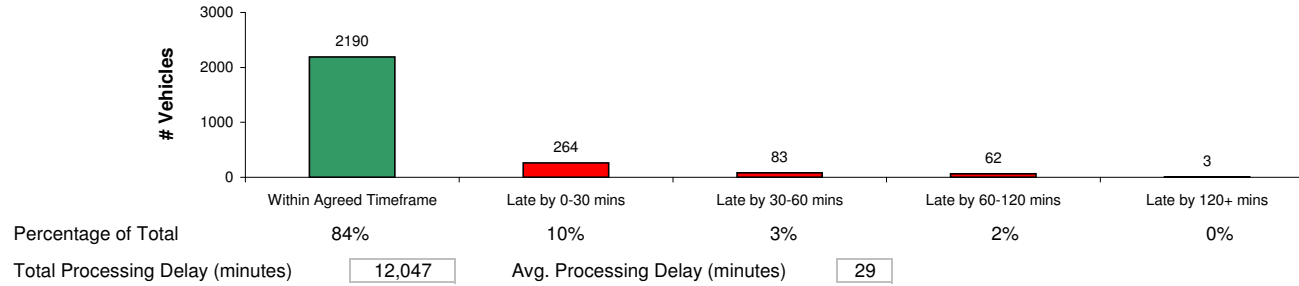


Weekly Report - Port Botany

Terminal: DP World

Week Commencing: Monday 23/02/2009

2a. Vehicle Processing Time



Note:

- Vehicle processing time is measured from start of Queue (DPW: corner of Charlotte and Friendship road; Patrick: MSIC gate) to Out-Gate
- Agreed Timeframe is 60 minutes for 1st container and 15 minutes thereafter for each container. When a truck comes late (more than 30 minutes from the End of the booked Time Zone), agreed timeframe is 120 minutes

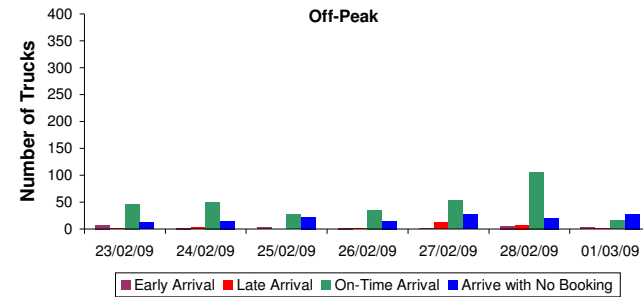
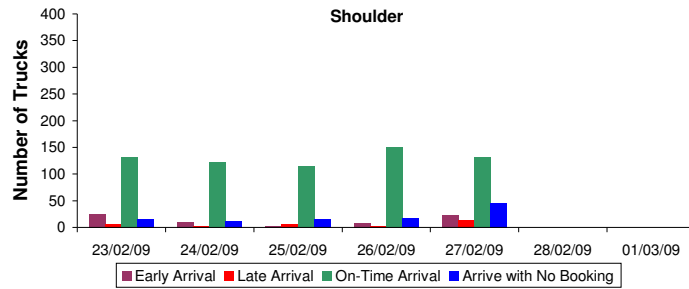
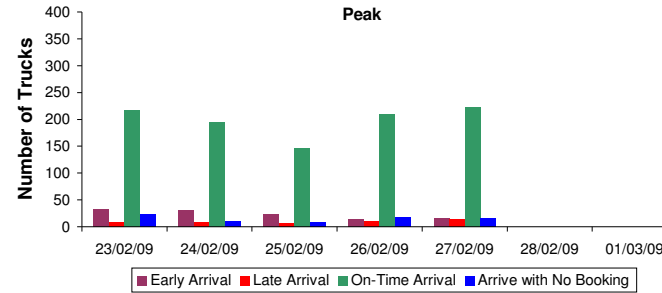


Weekly Report - Port Botany

Terminal: DP World

Week Commencing: Monday 23/02/2009

2b. Carrier Performance



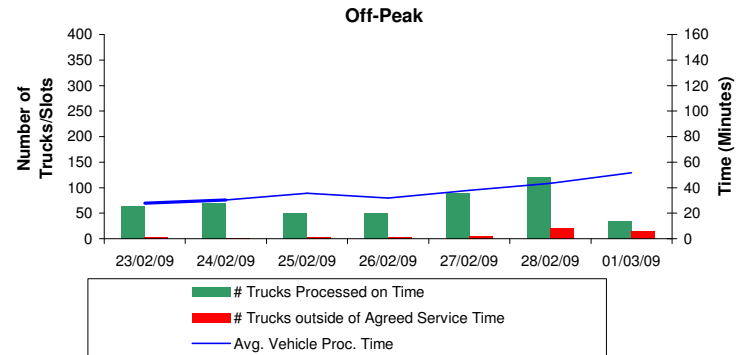
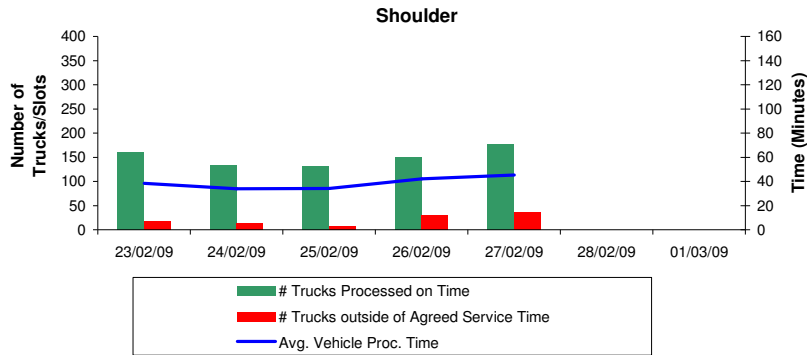
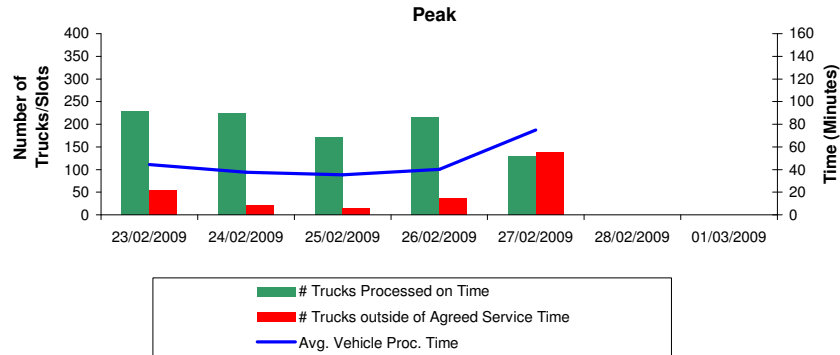
Time Period

	Peak							Shoulder							Off-Peak							Total	trucks
	23/02/2009	24/02/2009	25/02/2009	26/02/2009	27/02/2009	28/02/2009	01/03/2009	23/02/2009	24/02/2009	25/02/2009	26/02/2009	27/02/2009	28/02/2009	01/03/2009	23/02/2009	24/02/2009	25/02/2009	26/02/2009	27/02/2009	28/02/2009	01/03/2009		
Total Trucks Sampled	281	245	184	250	267	0	0	178	147	138	178	212	0	0	67	70	52	52	93	140	48	2602	
On-Time Arrival	217	195	146	210	222	0	0	131	123	115	151	131	0	0	47	50	27	35	53	106	16	1975	76%
Early Arrival	32	30	23	13	15	0	0	25	10	2	8	22	0	0	7	2	3	2	1	6	3	204	8%
Late Arrival	9	9	6	10	14	0	0	6	3	6	2	14	0	0	1	3	0	1	12	7	1	104	4%
Arrive with No Booking	23	11	9	17	16	0	0	16	11	15	17	45	0	0	12	15	22	14	27	21	28	319	12%

Note:

- Early Arrival is defined as arrival at the Queue more than 30 minutes earlier than the Start of the booked Time Zone
- Late Arrival is defined as arrival at the Queue more than 30 minutes from the End of the booked Time Zone

2c. Terminal Performance



Time Period	Peak							Shoulder							Off-Peak							Total	
	23/02/2009	24/02/2009	25/02/2009	26/02/2009	27/02/2009	28/02/2009	01/03/2009	23/02/2009	24/02/2009	25/02/2009	26/02/2009	27/02/2009	28/02/2009	01/03/2009	23/02/2009	24/02/2009	25/02/2009	26/02/2009	27/02/2009	28/02/2009	01/03/2009		
Sample Size	281	245	184	250	267	0	0	178	147	138	178	212	0	0	67	70	52	52	93	140	48	2602	
Avg. Vehicle Proc. Time	44	38	35	40	75	#N/A	#N/A	39	34	34	42	45	#N/A	#N/A	28	30	36	32	38	43	52	42.9 mins	
# Trucks Processed on Time	228	223	170	214	129	0	0	161	134	131	149	177	0	0	64	69	49	49	89	120	34	2190	84%
# Trucks outside of Agreed Service Time	53	22	14	36	138	0	0	17	13	7	29	35	0	0	3	1	3	3	4	20	14	412	16%
Dual Slots	44	31	15	26	40	0	0	25	20	23	28	57	0	0	10	4	2	2	12	14	3	356	14%

Note:
 - Dual Slot is defined as when a truck processes at least one export and one import containers in a single trip.



Weekly Report - Port Botany

Terminal: DP World

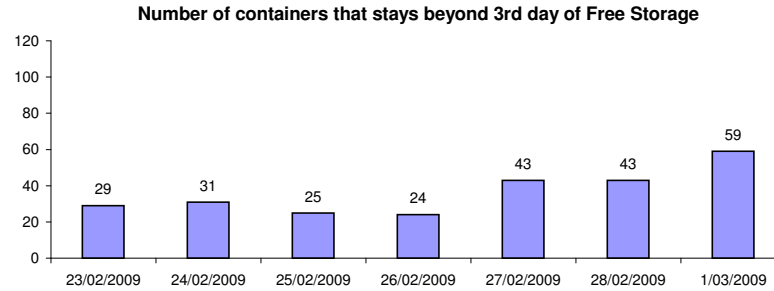
Week Commencing: Monday 23/02/2009

2d. Vehicle Processing Time

	Overall Avg Vehicle Processing Time from Queue to Out-Gate(TTT):	Avg. Elapsed Time from In-Gate to Out-Gate:	% Truck Volume
Avg. Vehicle Proc. Time	0:42	0:36	
- Peak	0:47	0:41	47%
- Shoulder	0:39	0:31	33%
- Off-Peak	0:37	0:31	20%
- Paperless	0:38	0:37	31%
- Manual	0:44	0:36	69%

Avg. Time Difference (Manual vs Paperless) minutes

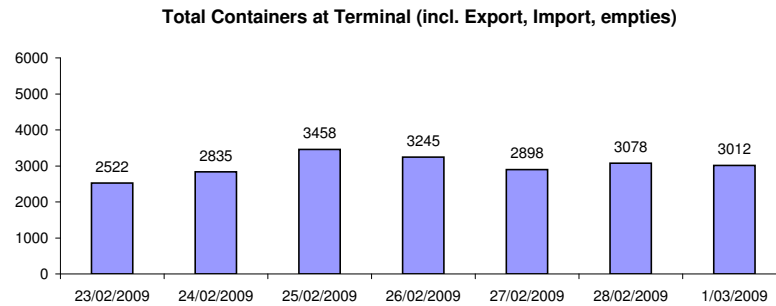
3. Import Container Dwell Time at Terminal



Note:

- Container Dwell Time is defined as the number of days that an import container stays at terminal after it is discharged from the vessel (or after it's First Day of Free Storage).
- For DP World, import container data is based on containers that arrived in previous 60 days only.
- For Patrick, import container data include all containers that are still at the terminal.

4. Total Containers Dwell Time at Terminal



Disclaimer:

Whilst every effort has been made to ensure that information contained in this report is accurate, Sydney Ports Corporation gives no guarantee regarding this information and accepts no responsibility for any inconvenience, or any direct or consequential loss, arising from information disclosed herewith. Readers should undertake their own enquiries in relation to any of the facts referred to before acting on them.