

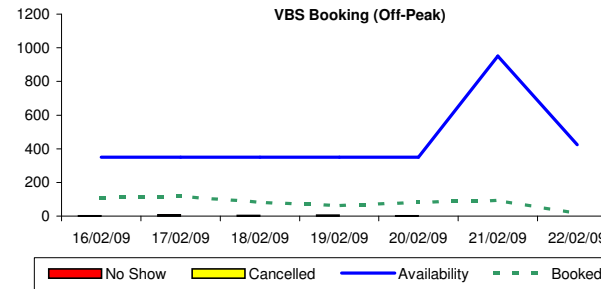
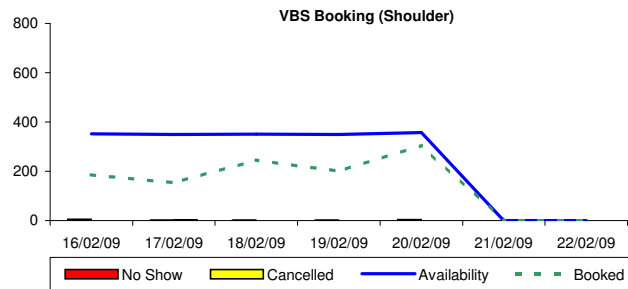
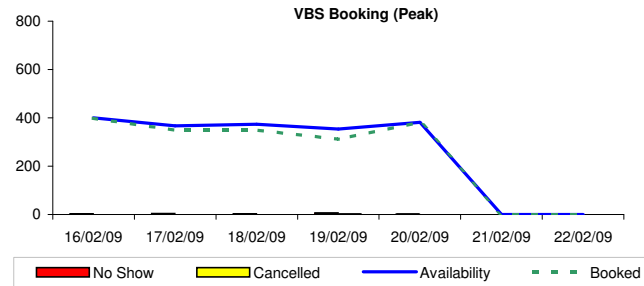


Weekly Report - Port Botany

Terminal: DP World

Week Commencing: Monday 16/02/2009

1. VBS Slot Booking



Time Period

Time Period	Peak							Shoulder							Off-Peak							Total	
	16/02/2009	17/02/2009	18/02/2009	19/02/2009	20/02/2009	21/02/2009	22/02/2009	16/02/2009	17/02/2009	18/02/2009	19/02/2009	20/02/2009	21/02/2009	22/02/2009	16/02/2009	17/02/2009	18/02/2009	19/02/2009	20/02/2009	21/02/2009	22/02/2009		
Availability	400	367	373	353	381	0	0	352	350	351	350	357	0	0	350	350	350	350	350	950	425	6759	
Booked	399	348	350	311	381	0	0	186	153	246	200	305	0	0	111	118	82	62	81	93	15	3441	51%
No Show	2	4	2	6	1	0	0	5	1	1	1	4	0	0	1	8	3	5	1	0	0	45	1%
Cancelled	0	0	0	1	0	0	0	0	2	0	0	0	0	0	0	0	0	0	0	0	0	3	0%

Peak
Shoulder
Off-Peak

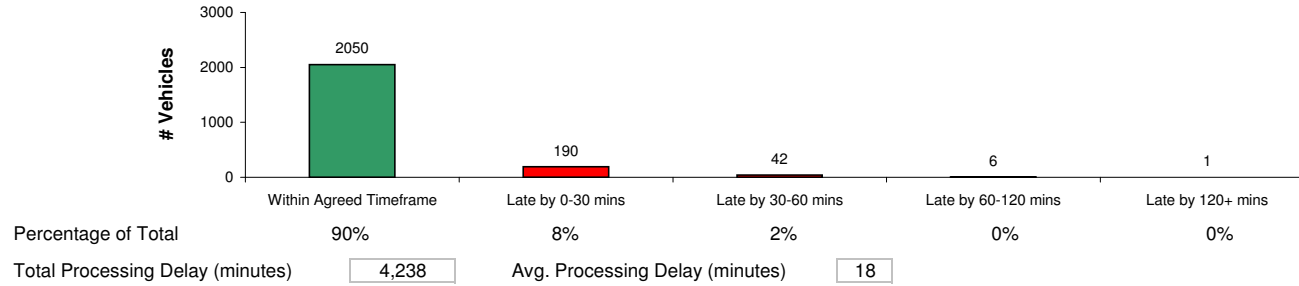


Weekly Report - Port Botany

Terminal: DP World

Week Commencing: Monday 16/02/2009

2a. Vehicle Processing Time



Note:

- Vehicle processing time is measured from start of Queue (DPW: corner of Charlotte and Friendship road; Patrick: MSIC gate) to Out-Gate
- Agreed Timeframe is 60 minutes for 1st container and 15 minutes thereafter for each container. When a truck comes late (more than 30 minutes from the End of the booked Time Zone), agreed timeframe is 120 minutes

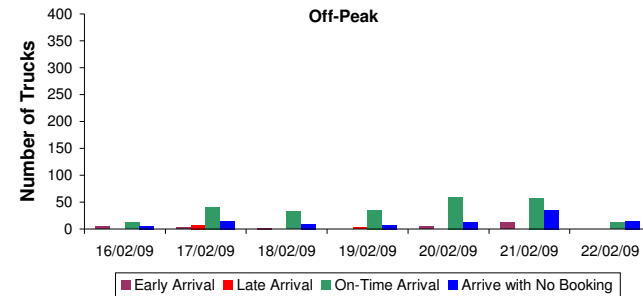
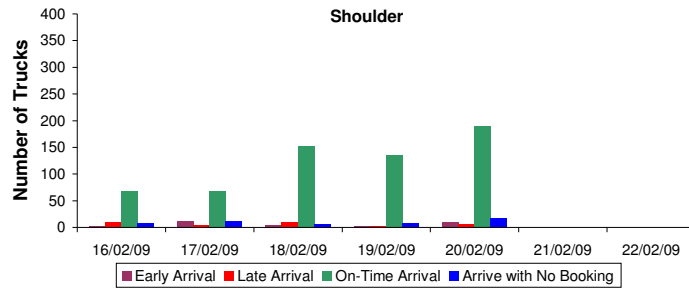
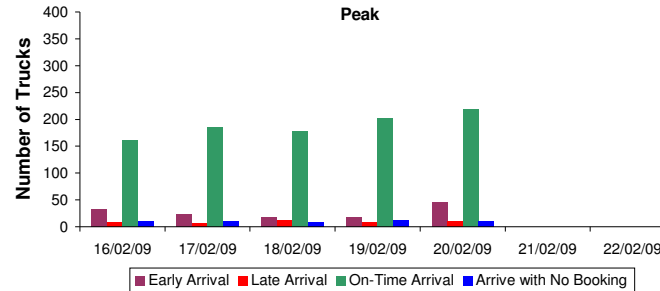


Weekly Report - Port Botany

Terminal: DP World

Week Commencing: Monday 16/02/2009

2b. Carrier Performance



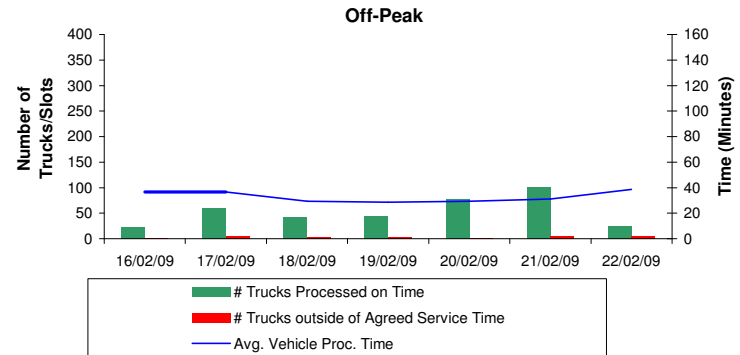
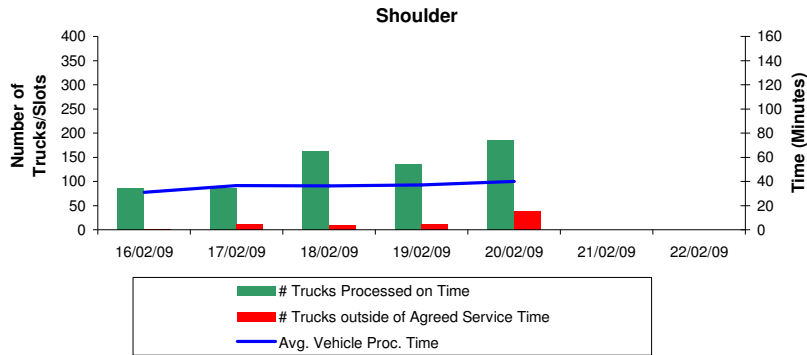
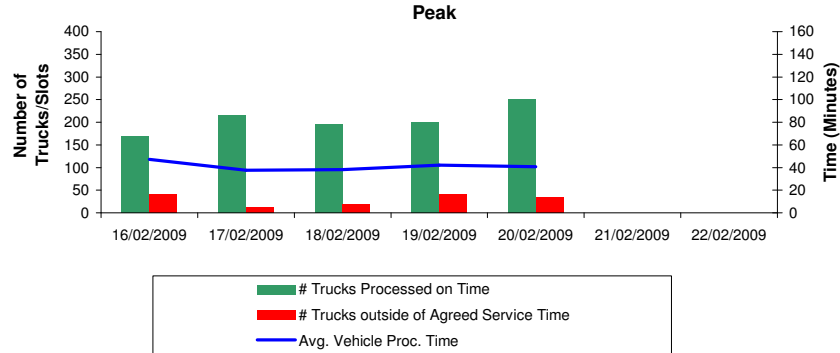
Time Period

	Peak							Shoulder							Off-Peak							Total	trucks	
	16/02/2009	17/02/2009	18/02/2009	19/02/2009	20/02/2009	21/02/2009	22/02/2009	16/02/2009	17/02/2009	18/02/2009	19/02/2009	20/02/2009	21/02/2009	22/02/2009	16/02/2009	17/02/2009	18/02/2009	19/02/2009	20/02/2009	21/02/2009	22/02/2009			
Total Trucks Sampled	210	226	215	240	285	0	0	86	97	171	148	223	0	0	23	65	44	46	78	105	27	2289		
On-Time Arrival	161	185	178	202	219	0	0	67	68	152	135	189	0	0	12	41	33	35	60	58	12	65%	1807	79%
Early Arrival	32	24	17	18	45	0	0	3	12	4	3	10	0	0	5	3	2	0	5	12	0	7%	195	9%
Late Arrival	7	6	12	8	11	0	0	9	5	9	3	6	0	0	0	7	0	3	0	0	0	3%	86	4%
Arrive with No Booking	10	11	8	12	10	0	0	7	12	6	7	18	0	0	6	14	9	8	13	35	15	26%	201	9%

Note:

- Early Arrival is defined as arrival at the Queue more than 30 minutes earlier than the Start of the booked Time Zone
- Late Arrival is defined as arrival at the Queue more than 30 minutes from the End of the booked Time Zone

2c. Terminal Performance



Time Period	Peak							Shoulder							Off-Peak							Total
	16/02/2009	17/02/2009	18/02/2009	19/02/2009	20/02/2009	21/02/2009	22/02/2009	16/02/2009	17/02/2009	18/02/2009	19/02/2009	20/02/2009	21/02/2009	22/02/2009	16/02/2009	17/02/2009	18/02/2009	19/02/2009	20/02/2009	21/02/2009	22/02/2009	
Sample Size	210	226	215	240	285	0	0	86	97	171	148	223	0	0	23	65	44	46	78	105	27	2289
Avg. Vehicle Proc. Time	47	37	38	42	41	#N/A	#N/A	31	37	36	37	40	#N/A	#N/A	37	37	29	29	29	31	39	38.2 mins
# Trucks Processed on Time	168	214	195	200	251	0	0	85	85	163	136	185	0	0	22	60	42	44	77	100	23	2050
# Trucks outside of Agreed Service Time	42	12	20	40	34	0	0	1	12	8	12	38	0	0	1	5	2	2	1	5	4	239
Dual Slots	19	29	19	23	40	0	0	17	17	37	32	36	0	0	6	6	4	3	19	4	2	313
																						90%
																						10%
																						14%

Note:
 - Dual Slot is defined as when a truck processes at least one export and one import containers in a single trip.



Weekly Report - Port Botany

Terminal: DP World

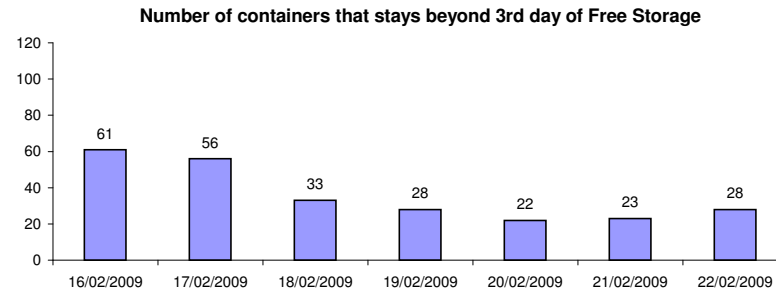
Week Commencing: Monday 16/02/2009

2d. Vehicle Processing Time

Avg. Vehicle Proc. Time	Overall Avg Vehicle Processing Time from Queue to Out-Gate(TTT):	Avg. Elapsed Time from In-Gate to Out-Gate:	% Truck Volume
- Peak	0:41	0:37	51%
- Shoulder	0:37	0:31	32%
- Off-Peak	0:32	0:27	17%
- Paperless	0:34	0:35	33%
- Manual	0:39	0:33	67%

Avg. Time Difference (Manual vs Paperless) 5.3 minutes

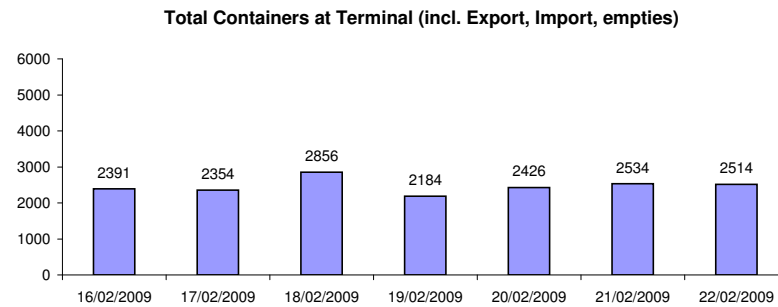
3. Import Container Dwell Time at Terminal



Note:

- Container Dwell Time is defined as the number of days that an import container stays at terminal after it is discharged from the vessel (or after it's First Day of Free Storage).
- For DP World, import container data is based on containers that arrived in previous 60 days only.
- For Patrick, import container data include all containers that are still at the terminal.

4. Total Containers Dwell Time at Terminal



Disclaimer:

Whilst every effort has been made to ensure that information contained in this report is accurate, Sydney Ports Corporation gives no guarantee regarding this information and accepts no responsibility for any inconvenience, or any direct or consequential loss, arising from information disclosed herewith. Readers should undertake their own enquiries in relation to any of the facts referred to before acting on them.