

I nternational

I ntermodal

R epairers

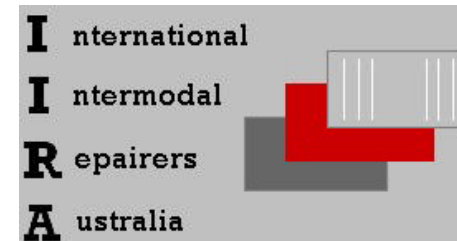
A ustralia



Sydney Ports Cargo Facilitation Committee Transport Workshop

20th July 2010

2001 Park Operators



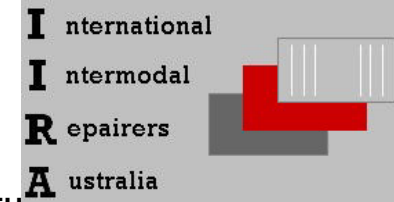
SYDNEY

IIRA OPERATIONAL CAPACITY SURVEY **09.04.2001**

PARK	CAPACITY (TEU)	HOLDING (TEU)	
CARGOLINK	2000	680	34.0%
EA ROCKE	4500	2400	53.3%
FLETCHER	1600	250	15.6%
MCS No1	10500	7418	70.6%
MCS Rail	2775	2010	72.4%
PBCP	2800	1500	53.6%
RACE	3000	2000	66.7%
SEATONS	6600	2950	44.7%
SHT	8500	5649	66.5%
TYNES	9500	5800	61.1%
WESTERN	3000	1700	56.7%
TOTAL	54775	32357	
AVAILABLE		22418	
CAPACITY		59.1%	

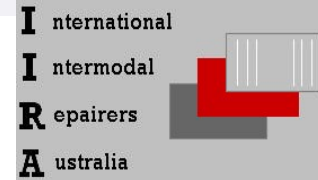
SYDNEY – ECP's operators

IIRA OPERATIONAL CAPACITY SURVEY 20.07.2009



PARK	CAPACITY (TEU)	Holding 20'	Holding 40'	HOLDING (TEU)	
MCS No1	4500	638	1409	3456	76.8%
MCS Rail	10000	3030	1253	5536	55.4%
Patrick Port Botany	4000	617	619	1855	46.4%
SEATONS	6800	1630	1862	5354	78.7%
P&O Port Botany	9000	2153	1885	5923	65.8%
TYNES	10500	2654	2341	7336	69.9%
TYNE / ACFS	4000	594	421	1436	35.9%
WESTERN	3200	605	824	2253	70.4%
MT Movements (Mol Pt.)	2500	74	569	1212	48.5%
Port Botany Link	2400	296	636	1568	65.3%
POTA Link	3000	250	876	2002	66.7%
TOTAL ACTUAL		12541	12695		
TOTAL TEU	59900	12541	25390	37931	
AVAILABLE				21969	
CAPACITY					63.3%

SYDNEY - Empty Container Storage



IIRA OPERATIONAL CAPACITY SURVEY **20.07.2010**

<u>PARK</u>	<u>CAPACITY (TEU)</u>	<u>Holding 20'</u>	<u>Holding 40'</u>	<u>HOLDING (TEU)</u>	
MCS No1	5000	627	1292	3211	64.2%
MCS Rail	9000	4434	1580	7594	84.4%
Patrick Port Botany	4000	359	613	1585	39.6%
SEATONS 6800					
P&O Port Botany	9000	3527	1466	6459	71.8%
TYNES	10500	1866	2096	6058	57.7%
TYNE / ACFS	4000	559	852	2263	56.6%
TYNE PUNCHBOWL	2000	179	237	653	32.7%
WESTERN	3200	84	69	222	6.9%
MT Movements (Mol Pt.)	2400	435	562	1559	65.0%
Patrick Botany Link	2400	114	625	1364	56.8%
POTA Link	3000	259	590	1439	48.0%
TOTAL ACTUAL		12443	9982		
TOTAL TEU	54500	12443	19964	32407	
AVAILABLE				22093	
CAPACITY					59.5%

% of Total Actual

55.49%

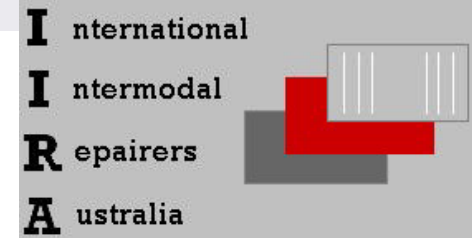
44.51%

% of Total TEU

38.40%

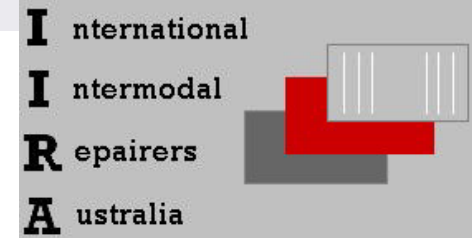
61.60%

Current market



- GFC = Container manufacturing basically ceased
- Post GFC recovery, Trade/Import volumes increased
- Shipping lines have increased tonnage ,certain consortia / strings have expanded
- New shipping lines entering market on hiring leasing company units creating capacity within ECP's
- Shipping lines facing a shortage of containers.
- Reduction of container dwell time with in parks
- Container park capacity reduced back to 55,000 teu due to Camellia closure.
- Shipping lines continue to be proactive in reposition units
- Contingency notices are being posted on 1-Stop

Extended hours



- If the volume warrants it ECP's will open to match demand
- Extended hours ? Which hours ?
- Which parks?, Railhead parks, M&R parks ,repo facilities
- Rail parks have extended hours – use or lose it.
- Other parks are constantly reviewing the requirement
- Truck arrival congestion in certain windows i.e. afternoon
- Possible solution VBS ?VTA has promoted in Port of Melb . Mixed opinion amongst Sydney ECP's


Standard Operating Hours

- MCS Banksmeadow Mon-Fri 0630 – 1530
- **MCS Cooks River** Mon-Fri 0600 – **2400**
- PATRICK Botany Link Mon-Fri 0530 – 1700
- PATRICK Botany Park Mon-Fri 0700 – 1600
- PATRICK Camellia 40 Mon-Fri 0630 – 1645
- **POTA Botany** Mon-Fri 0500 – **2200**
- POTA Link Mon-Fri 0600 – 1600
- TYNE St Peters Mon-Fri 0600 – 1700 Sat 0700 – 1200
- TYNE ACFS Mon-Fri 0530 – 1630
- MT Movements Mon-Fri 0600 – 1630
- WCS Mon-Fri 0630 – 1700


- Trading outside standard hours is upon application

In the meantime

- Park Operational Management Contact details have been provided to the ATA & associates
- We encourage Road Carriers to communicate with Container Park Managers if requiring out of hours receivals.
- Commit by providing the actual numbers for de hire by email.
- Park Managers will assist where possible
- Contingency notices are being posted on 1-Stop



I nternational
I ntermodal
R epairers
A ustralia



■ THANK YOU